

Article

# Southeastern Rear Edge Populations of *Quercus suber* L. Showed Two Alternative Strategies to Cope with Water Stress

Hana Ghoul<sup>1,2</sup>, Domingo Sancho-Knapik<sup>3,4</sup> , Amira Ben Mna<sup>2</sup>, Nabil Amimi<sup>2</sup>, Youssef Ammari<sup>2</sup>, Rubén Escibano<sup>3</sup>, David Alonso-Forn<sup>3</sup> , Juan Pedro Ferrio<sup>3,5</sup> , José Javier Peguero-Pina<sup>3,4</sup>  and Eustaquio Gil-Pelegrín<sup>3,\*</sup>

<sup>1</sup> Faculté des Sciences de Bizerte, 7021 Jarzouna, Université de Carthage, Tunisia; hana.ghoul.fsb@gmail.com

<sup>2</sup> Laboratoire d'Ecologie Forestière, Institut National de Recherches en Génie Rural, Eaux et Forêts (INRGREF)-Université de Carthage, Centre Urbain Nord, Rue Hédi EL Karray El Menzah IV, 1004 Tunis, BP 10 Ariana 2080 Tunisia; benmna.amira@yahoo.fr (A.B.M.); amiminabil@yahoo.fr (N.A.); ammari\_youssef@yahoo.fr (Y.A.)

<sup>3</sup> Unidad de Recursos Forestales, Centro de Investigación y Tecnología Agroalimentaria de Aragón, Avda. Montañana 930, 50059 Zaragoza, Spain; dsancho@cita-aragon.es (D.S.-K.); rescribano@cita-aragon.es (R.E.); dalonso@cita-aragon.es (D.A.-F.); jpferrio@cita-aragon.es (J.P.F.); jjpguero@aragon.es (J.J.P.-P.)

<sup>4</sup> Instituto Agroalimentario de Aragón-IA2 (CITA-Universidad de Zaragoza), 50059 Zaragoza, Spain

<sup>5</sup> Aragon Agency for Research and Development (ARAID), 50018 Zaragoza, Spain

\* Correspondence: egilp@cita-aragon.es; Tel.: +34-976-716-394

Received: 17 November 2020; Accepted: 14 December 2020; Published: 17 December 2020



**Abstract:** Climate change models predict an increase in aridity, especially in the regions under Mediterranean-type climates such as the Mediterranean Basin. However, there is a lack of ecophysiological studies supporting the selection of the more drought-adapted ecotypes for reforestation programs. In this study, we analyzed the anatomical and functional adaptations of 18-month-old seedlings to drought on 16 *Quercus suber* L. populations from the southeastern rear edge of the species distribution in northern Tunisia growing in a common garden, in order to identify the most appropriate material to use in reforestations. The results evidenced that populations from more xeric habitats displayed the highest leaf dry mass per area (LMA) and lowest leaf area (LA) values, together with the largest increase in the bulk modulus of elasticity ( $\Delta\epsilon$ ) in response to drought (i.e., elastic adjustment). On the other hand, some populations with intermediate values of aridity, LMA and LA displayed the sharpest increase in proline concentration ( $\Delta\text{Pro}$ ), with a concomitant increase in osmotic potential at full turgor ( $\Delta\pi_o$ ) (i.e., osmotic adjustment). Therefore, two different strategies seem to drive the within-species variation of the studied *Q. suber* populations in response to water scarcity: (i) a water saver strategy for improving water stress tolerance through the maximization of the elastic adjustment; and (ii) a water spender strategy for maintaining water absorption and photosynthetic activity under moderate water stress through the maximization of the osmotic adjustment. We concluded that the higher elastic adjustment, together with reduced LA and increased LMA, implied a better performance under drought stress in the populations of *Q. suber* from more xeric habitats, which can be considered the most drought-adapted ecotypes and, consequently, the most appropriate for reforestation programs under an eventual increase in aridity.

**Keywords:** aridity; cork oak; drought; elastic adjustment; leaf area; leaf mass per area; Mediterranean climate; osmotic adjustment; proline

## 1. Introduction

The Mediterranean-type climate is characterized by warm-to-hot summers, mild-to-cold winters, and a precipitation regime with a minimum in summer, which induces a dry period during the vegetative season [1–3]. The existence of this summer drought period has been accepted as a severe ecological constrain for plant life [4–7]. Indeed, the small and sclerophyllous leaves typical of the Mediterranean woody plants have been considered a functional adaptation to withstand water stress during these drought periods [8–12]. However, this genuine Mediterranean climate is markedly influenced by geographic traits, such as the orography, the thermal dynamic behavior of the sea masses [13], and the transition to other climate types. This results in a diverse variety of Mediterranean sub-climates, from warmer and drier sub-climates in transition to arid climates, milder and more humid ones (e.g., in coastal areas) in transition to temperate climates, or drier and cooler variants in continental areas, closer to the typical steppe climates [3]. Due to this great variety of Mediterranean sub-climates, some studies have evidenced intra-specific variations in the degree of sclerophylly, showing an increase in leaf mass per unit area (LMA) towards the drier sites of the species' natural range [14–17]. Moreover, Peguero-Pina et al. [18] compared seven provenances of the Mediterranean species *Quercus ilex* L. growing in a common garden and found an extreme reduction in leaf area (LA) in those specimens coming from the drier sites.

In addition to these anatomical adaptations to drought (higher LMA and lower LA), plants can also dynamically respond to water scarcity by accumulating proline [19,20], which is believed to play an adaptive role in plant stress tolerance [21]. Thus, free proline may be involved in the scavenging of reactive oxygen species (ROS) generated under drought stress, in order to prevent protein denaturation and membrane damage [22]. Furthermore, it has been proposed that free proline acts as a compatible osmolyte that promotes osmotic adjustment, helping plants to extract water from drier soils [23,24]. Thus, increasing leaf proline concentration would induce a more negative osmotic potential at full turgor ( $\pi_0$ ) and therefore, a more negative water potential at turgor loss point ( $\Psi_{TLP}$ ), because  $\pi_0$  is the major driver of  $\Psi_{TLP}$  [25]. According to Bartlett et al. [26],  $\Psi_{TLP}$  is a reliable indicator of drought tolerance within and across biomes, reflecting the ability of the bulk leaf tissue to maintain function during drought. Therefore, having a more negative value of  $\Psi_{TLP}$  would indicate a higher tolerance to drought [18]. Besides  $\pi_0$  and  $\Psi_{TLP}$ , an elastic adjustment based in changes in the bulk modulus of elasticity ( $\epsilon$ ) can be also a common response of plants to respond to water scarcity [27]. A higher value of  $\epsilon$  (i.e., less elastic cell wall), which would be characteristic of more drought-tolerant plants [18,28], would allow a higher drop in leaf water potential for a given symplastic water loss, with evident benefits in water limited conditions [28,29].

Knowing the response to drought of diverse populations from a particular species is of paramount importance in the conservation of that species and the related ecosystem services [30]. In fact, because climate change models predict an increase in aridity in the Mediterranean Basin [31,32], a factor that is being considered in reforestation programs is the use of plant material from populations adapted to this near-future projected climatic conditions [33]. In this sense, rear-edge tree populations living near the xeric distribution limit of the species may have adapted to drought stress, representing genetic reservoirs of drought-resistant ecotypes [34]. However, the problem in most reforestations is the lack of ecophysiological studies that support the selection of the (supposedly) more drought-adapted ecotypes. For this reason, we present a case study to identify the more drought tolerant populations of *Quercus suber* L. within a particular region, by analyzing both the osmotic and the elastic adjustments to water deficit. *Q. suber* is a sclerophyllous evergreen oak that can be considered a key economic tree species of the western Mediterranean Basin [35]. We have focused our study on 16 populations from northern Tunisia, because these populations are at the southeastern rear edge of the species distribution [36] and might be the most appropriate material to use in reforestations [37].

## 2. Materials and Methods

### 2.1. Plant Material and Experimental Conditions

This study was carried out with 16 populations of cork oak (*Quercus suber* L.) covering a spectrum of different climates along the species' range in northern Tunisia (Table 1, Figure 1 and Table S1). Climatic information of each population over the 1970–2000 period was acquired from the Worldclim version 2 database (<http://www.worldclim.org>) [38]. Then, we used the annual precipitation ( $P$ ) and annual mean temperature ( $T$ ) of each site to calculate the De Martonne aridity index (MAI) as  $MAI = P/(T + 10)$  (Table 1). Additionally, we used the monthly precipitation and monthly mean temperatures to construct the climatic diagrams for each site. Figure 1 shows climatic diagrams of seven populations that include the three different MAI value ranges considered in this study. Notice that Hammem Jdidi (HJ), Jebel Chehid (JCH) and Kef er rennd (Ker) are rear edge populations located more to the southeast of the species distribution, characterized by a drier climate (Table 1 and Figure 1) [36].

**Table 1.** Geographical and climatic characteristics of each *Quercus suber* population.  $P$ , annual precipitation;  $T$ , annual mean temperature; MAI, De Martonne aridity index.

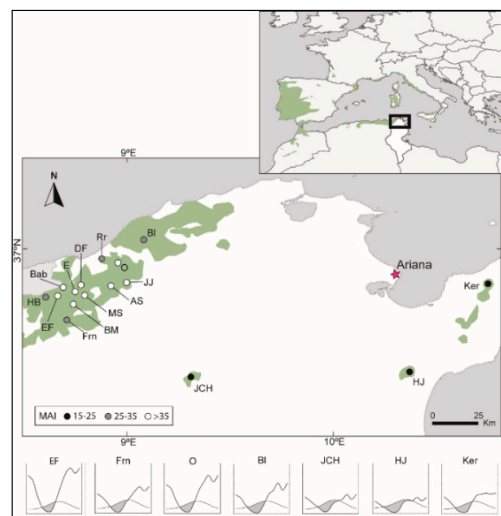
Population	Code	Latitude	Longitude	Altitude (m a.s.l.)	$P$ (mm)	$T$ (°C)	MAI
Dar Fatma	DF	36.82° N	8.77° E	710	1361	14.4	55.9
Echihia (Ain Zana)	E	36.79° N	8.74° E	850	1355	14.7	55.0
El Feija	EF	36.77° N	8.65° E	800	1289	15.2	51.2
Babouch	Bab	36.80° N	8.68° E	277	1121	15.9	43.3
Megen Sef	MS	36.77° N	8.78° E	548	1077	15.5	42.3
Beni Mtir	BM	36.73° N	8.73° E	650	1014	15.7	39.4
Jebel Khroufa (Ouchtata)	O	36.93° N	8.943° E	200	1031	16.2	39.4
Jebel Jouza	JJ	36.83° N	8.99° E	540	1013	15.8	39.2
Ain Snoussi	AS	36.82° N	8.92° E	522	993	15.8	38.5
Hammam Bourguiba	HB	36.76° N	8.59° E	265	850	17.4	31.0
Bellif	Bl	37.04° N	9.07° E	158	767	17.6	27.8
Ras rajel	Rr	36.951° N	8.872° E	62	766	17.8	27.5
Fernana	Frn	36.65° N	8.70° E	699	722	17.2	26.5
Kef er rennd	Ker	36.823° N	10.769° E	637	624	16.4	23.6
Jebel Chehid, Ramlia	JCH	36.37° N	9.31° E	612	580	17.2	21.4
Hammem Jdidi	HJ	36.39° N	10.38° E	132	459	18.9	15.9

Acorns were collected during the autumn of 2009 from native stands and harvested from 10–15 trees per population. Selected mother trees were separated at least 100 m from each other. According to Soto et al. [39], this distance is sufficient to avoid family structures, even in open cork oak woodland formations. Afterwards, acorns were sown immediately in 5 L polyethylene containers on a 1:2  $v/v$  mix of sand and humus. Seedlings were grown in a semi-controlled nursery (36.86 °N, 10.28 °E, INRGRAF, Ariana, Tunisia; Figure 1) under the same climatic conditions (mean temperature =  $18 \pm 4$  °C; mean relative humidity =  $64 \pm 6\%$ ) being watered until field capacity twice a week.

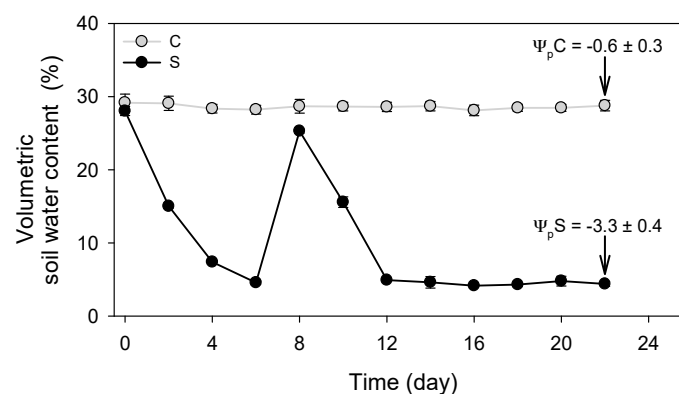
After 18 months, a first subset of 6 seedlings per population were randomly selected to obtain the leaf area (LA) and leaf mass per unit area (LMA). For this purpose, 10 full-developed mature leaves per seedling (60 leaves per population) were collected without petiole and LA was measured with an area meter (AM-100, Delta-T Devices Ltd., Cambridge, UK). Afterwards, leaves were oven-dried for 48 h at 60 °C, and dry mass was measured using an analytical balance (AV264, Ohaus Europe GmbH, Nänikon, Switzerland). Then, LMA was calculated as the ratio of leaf dry mass to leaf area.

A second subset of 9 seedlings per population was subjected to a water stress regime during the summer of 2011, while a third subset of 8 seedlings per population remained watered to field capacity as the control. For the water stress experiment, pots were covered with a plastic bag to prevent soil evaporation and two water stress cycles were consecutively imposed by withdrawing daily watering (Figure 2). The water regime imposed to the seedlings simulates the summer Mediterranean

regime characterized by intense drought periods splattered with occasional short-term storms [40]. The first cycle started on 30 June 2011, (day 0) and lasted for 6 days (Figure 2). After one irrigation reaching field capacity (at day 6), the second cycle started on July 7 (day 8) and lasted 14 days (Figure 2). Volumetric soil water content (SWC) was measured every two days with a time domain reflectometry (TDR, Trase system I, Soil moisture Equipment Corp., Santa Barbara, CA, USA) to follow the desiccation process (Figure 2). All the water stress experiments took place during 22 consecutive days. Mean temperature and mean relative humidity during the water deficit experiment were  $29 \pm 2$  °C and  $53 \pm 3\%$ , respectively. Finally, at the end of the experiment (day 22), predawn water potential ( $\Psi_p$ ) was measured with a Scholander pressure chamber, and pressure–volume relationships and proline concentration were determined both in control (C) and stressed (S) seedlings.



**Figure 1.** Overall distribution range of *Quercus suber* (green area) and geographical location in northern Tunisia of the 16 studied populations (circle) and the common garden experimental site (star). The color of the circle represents the De Martonne aridity index (MAI) value range. A climatic diagram of seven populations that include the three different MAI value ranges considered in this study have also been presented (grey areas indicate dry periods; left and right y-axes correspond to mean temperature and total precipitation, respectively). Population codes are as in Table 1.



**Figure 2.** Evolution of volumetric soil water content throughout the water stress period for *Quercus suber* control (C) and water stressed (S) seedlings. Data are mean  $\pm$  SE of all populations. We confirmed that volumetric soil water content was the same for all populations because no significant differences were found among populations. Arrows show the day on which pressure–volume curves were determined. In this date, predawn water potential ( $\Psi_p$ , MPa) mean values ( $\pm$  SE) are also shown for both C and S seedlings.

## 2.2. Pressure–Volume Relationships

Pressure–volume ( $P$ – $V$ ) relationships were determined for 5 control and 5 water stressed seedlings per population using a pressure chamber and following the free-transpiration method described in previous studies [28,41]. The water relationship parameters calculated as a mean and standard error of individual values were the osmotic potential at full turgor ( $\pi_o$ ), water potential at the turgor loss point ( $\Psi_{\text{TLP}}$ ), relative water content at the turgor loss point ( $\text{RWC}_{\text{TLP}}$ ), and the bulk modulus of elasticity ( $\epsilon$ ).

## 2.3. Proline Concentration

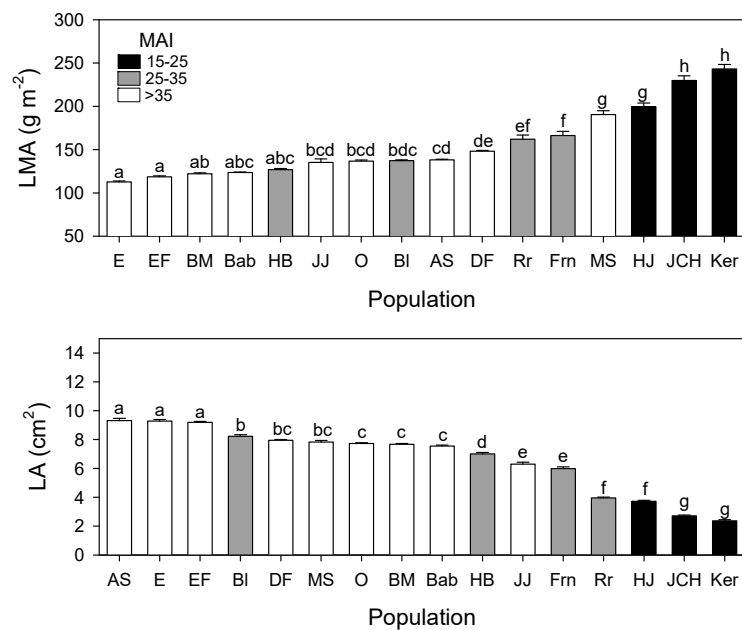
Leaf proline concentration was determined spectrophotometrically for 3 control and 4 water stressed seedlings per population following the ninhydrin method described by Bates et al. [42]. Fifty milligrams of lyophilized tissue were processed with 3% ( $w/v$ ) sulfosalicylic acid, and an aliquot of the supernatant was colored by the addition of ninhydrin. The heated ninhydrin–proline complex (100 °C, 1 h) was mixed with 4 mL of toluene. The condensation product was measured spectrophotometrically at 520 nm (Shimadzu UV-1700, Kyoto, Japan). The proline concentration was calculated using an L-proline standard curve.

## 2.4. Statistical Analysis

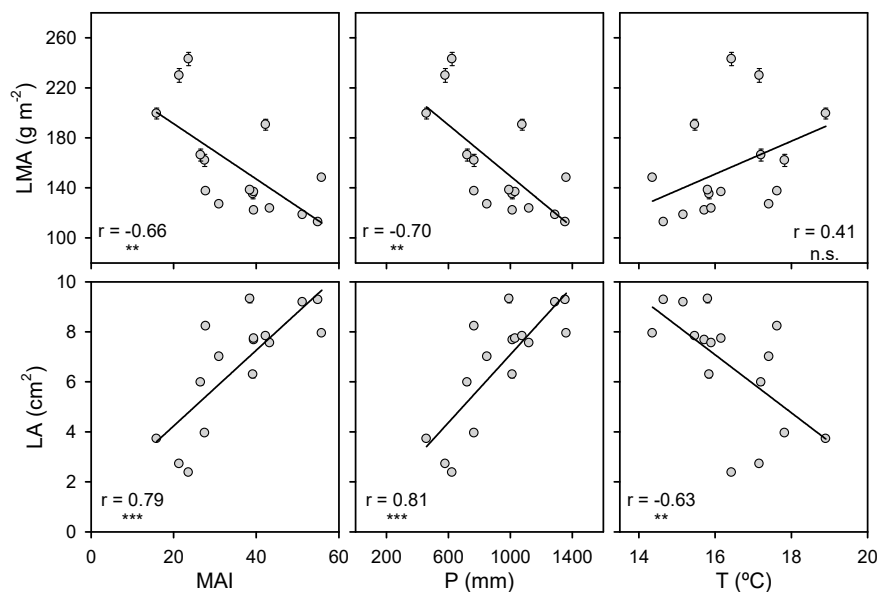
One-way analyses of variance (ANOVA) were performed to compare leaf traits among populations. Multiple comparisons were carried out among populations using the post-hoc Tukey's honestly significant difference test. Student's  $t$ -tests were used to compare the  $P$ – $V$  parameters and proline concentration obtained from control and water stressed seedlings within each population. Then, the change of each parameter was calculated for each population as the difference between the mean value of stressed seedlings minus the mean value of control seedlings. To summarize the multivariate relationships among morphological traits, change in physiological parameters and climatic variables of *Q. suber* populations, we performed a principal components analysis (PCA) with two components. All data are expressed as means  $\pm$  standard error. Statistical analyses were carried out using SAS version 8.0 (SAS, Cary, NC, USA).

## 3. Results

Our results showed significant differences ( $p < 0.05$ ) among populations in leaf mass per area (LMA) and leaf area (LA), with the highest values of LMA and LA (243 g m<sup>-2</sup> and 9.2 cm<sup>2</sup>, respectively) 2.1-fold and 3.9-fold higher than the lowest values found (113 g m<sup>-2</sup> and 2.4 cm<sup>2</sup>, respectively) (Figure 3). Seedlings showing the highest values of LMA and the smallest LA corresponded to populations inhabiting sites with the highest aridity (De Martonne aridity index, MAI, between 15 and 25), coinciding with the most southeastern populations of the species distribution (Figures 1 and 3). On the contrary, some of the seedlings showing lower values of LMA and higher values of LA corresponded to populations inhabiting sites with lower aridity (MAI > 35) such as Echihia (E) or El Feija (EF) (Figure 3). These facts enabled significant correlations between MAI and LMA ( $r = 0.66$ ,  $p < 0.01$ ), and between MAI and LA ( $r = 0.79$ ,  $p < 0.001$ ) (Figure 4). Additionally, our results also showed that changes in LMA and LA were better associated with variation in annual precipitation than with annual mean temperature (Figure 4).



**Figure 3.** Leaf mass per area (LMA) and leaf area (LA) for the 16 studied *Quercus suber* populations. Data are mean + SE. Population codes are as in Table 1. Populations are colored according with their De Martonne aridity index (MAI). Different letters indicate significant differences among populations (Tukey's test,  $p < 0.05$ ).

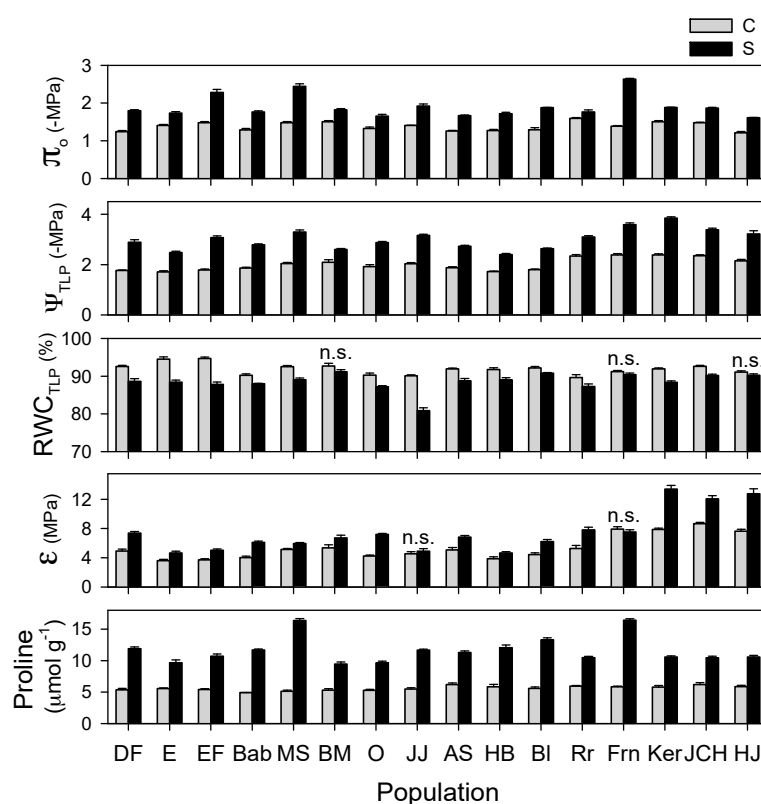


**Figure 4.** Relationships between leaf mass per area (LMA), leaf area (LA) and the climatic variables: De Martonne aridity index (MAI), annual precipitation (P) and annual mean temperature (T), for the 16 *Quercus suber* populations (\*\*  $p < 0.01$ ; \*\*\*  $p < 0.001$ ; n.s. means not significant).

Concerning the water deficit experiment, the volumetric soil water content (SWC) of stressed seedlings at the beginning of the experiment (day 0) was  $28.0 \pm 0.6\%$  (Figure 2), that decreased to  $4.6 \pm 0.2\%$  at the end of the first water deficit period (day 6; Figure 2). Then, stressed seedlings were irrigated reaching an  $\text{SWC} = 25.3 \pm 0.3\%$  (day 8) to finally decrease to a mean value of  $\text{SWC} = 4.4 \pm 0.3\%$  at the end of the second water deficit period (day 22; Figure 2). At this stage, stressed seedlings showed a mean value of predawn water potential ( $\Psi_p$ ) of  $-3.3 \pm 0.4$  MPa (Figure 2). On the contrary, control seedlings showed mean values of SWC above 28% throughout the entire water deficit experiment

with a  $\Psi_p = -0.6 \pm 0.3$  MPa at the end of the experiment (day 22; Figure 2). No significant differences ( $p > 0.05$ ) were shown for SWC and  $\Psi_p$  among populations in both control and stressed seedlings.

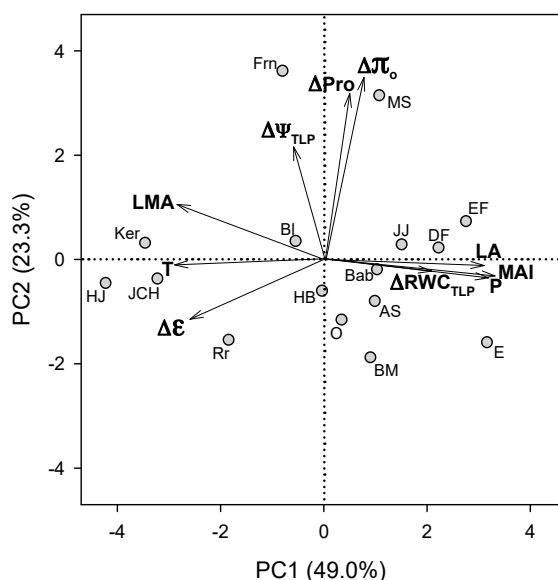
At the end of the water deficit experiment, stressed and control seedlings from all populations showed overall significant differences in the parameters derived from the pressure–volume relationships ( $p < 0.05$ ; Figure 5). Stressed seedlings from all populations showed significantly more negative values of osmotic potential at full turgor ( $\pi_o$ ) and water potential at turgor loss point ( $\Psi_{TLP}$ ) than control seedlings (Figure 5). Stressed seedlings also showed significantly lower values of relative water content at turgor loss point ( $RWC_{TLP}$ ) than control seedlings in 13 of the 16 populations analyzed, and significantly higher values of bulk modulus of elasticity ( $\epsilon$ ) than controls in 14 of the 16 populations analyzed (Figure 5). Regarding proline concentration, stressed seedlings from all populations showed significantly higher values than control seedlings ( $p < 0.05$ ), with an accumulation range across populations of 4.1 to 11.2  $\mu\text{mol g}^{-1}$  (Figure 5).



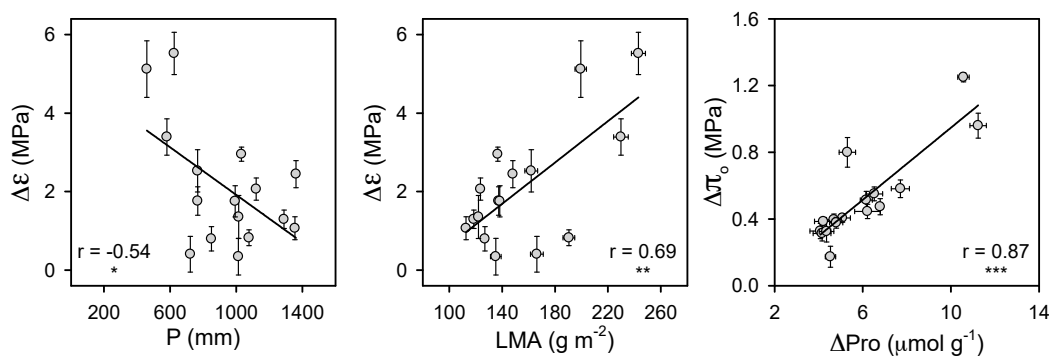
**Figure 5.** Parameters derived from the pressure–volume relationships and proline concentration for control (C) and water stressed (S) seedlings of the 16 *Quercus suber* populations. Data are mean + SE. Population codes are as in Table 1. In most cases, significant differences between C and S were found (Tukey’s test,  $p < 0.05$ ). Those populations with n.s. above a trait mean that there were no significant differences between C and S.  $\pi_o$ , osmotic potential at full turgor;  $\Psi_{TLP}$ , water potential at turgor loss point;  $RWC_{TLP}$ , relative water content at turgor loss point;  $\epsilon$ , bulk modulus of elasticity.

The PCA showed that the first principal component (PC1), explaining 49.0% of the total amount of variation, grouped LMA and LA with the climatic variables, change in bulk modulus of elasticity ( $\Delta\epsilon$ ) and change in relative water content at turgor loss point ( $\Delta RWC_{TLP}$ ) (Figure 6). In contrast, the second component (PC2), explaining 23.3% of the total variation, grouped change in osmotic potential at full turgor ( $\Delta\pi_o$ ), change in water potential at turgor loss point ( $\Delta\Psi_{TLP}$ ), and change in proline concentration ( $\Delta\text{Pro}$ ) (Figure 6). This analysis also showed that seedlings from populations inhabiting the most arid sites (MAI < 25; Hammem Jdidi, HJ; Jebel Chehid, JCH; and Ramlia Kef er rend, Ker) (Table 1) displayed higher  $\Delta\epsilon$  (i.e., higher elastic adjustment) (Figure 6). This fact was

emphasized by the correlations found between annual precipitation, LMA and  $\Delta\epsilon$  ( $p < 0.05$ ; Figure 7). This larger increase in bulk modulus of elasticity of the most arid populations was also accompanied by a lower decrease in relative water content at turgor loss point ( $RWC_{TLP}$ ; Figure 6). Additionally, PC2 revealed that two other populations (Fernana, Frn; and Megen Sef, MS) that inhabit sites with intermediate values of aridity (MAI = 26.5 and 42.3, respectively; Table 1) displayed higher values of  $\Delta\pi_o$ ,  $\Delta\Psi_{TLP}$  and  $\Delta Pro$ , which turned into a higher osmotic adjustment (Figure 6). Regarding these parameters, we also found a strong correlation between  $\Delta\pi_o$  and  $\Delta Pro$  ( $r = 0.87$ ,  $p < 0.001$ ; Figure 7).



**Figure 6.** Relationships between the first two principal components (PC1 vs. PC2) of the principal component analysis (PCA) computed on leaf mass per area (LMA), leaf area (LA), climatic variables, and change ( $\Delta$ ) between control and water stressed seedlings in proline concentration and in the pressure–volume relationships, for the 16 *Quercus suber* populations. Population codes are as in Table 1. P, annual precipitation; T, mean annual temperature; MAI, De Martonne aridity index;  $\Delta\pi_o$ , change in osmotic potential at full turgor;  $\Delta\Psi_{TLP}$ , change in water potential at turgor loss point;  $\Delta RWC_{TLP}$ , change in relative water content at turgor loss point;  $\Delta\epsilon$ , change in bulk modulus of elasticity;  $\Delta Pro$ , change in proline concentration.

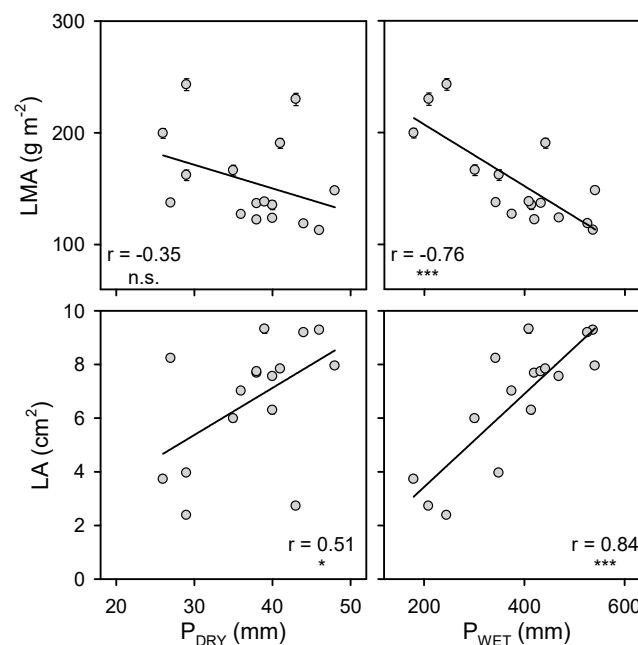


**Figure 7.** Relationships derived from the principal component analysis between diverse parameters for the 16 *Quercus suber* populations (\*  $p < 0.05$ ; \*\*  $p < 0.01$ ; \*\*\*  $p < 0.001$ ). Each point is the mean ( $\pm$  SE) value for one population. LMA, leaf mass per area; P, annual precipitation;  $\Delta$ , change in a determinate variable between control and water stressed seedlings;  $\Delta Pro$ , change in proline concentration;  $\Delta\epsilon$ , change in bulk modulus of elasticity;  $\Delta\pi_o$ , change in osmotic potential at full turgor.



#### 4. Discussion

This study has evidenced that the populations of *Q. suber* located at the southeastern rear edge limit of the species distribution range showed a high degree of intraspecific variation in leaf dry mass per area (LMA), even when growing in a common garden. Specifically, we have found that the populations from more xeric habitats (i.e., with lower MAI values) displayed increased LMA values (Figure 4). LMA is one of the key traits of the so-called “leaf economics spectrum” (LES), which globally describes the coordinated variations in leaf structural, chemical, and photosynthetic traits [43]. Thus, according to LES, it could be expected that populations from more xeric habitats with higher LMA showed lower photosynthesis on a mass basis due to a higher investment in non-photosynthetic structural tissues [12,44]. Moreover, the concomitant reduction in leaf area (LA) in the more xeric habitats (Figure 4) would also diminish the photosynthetic capacity of these populations on area basis at whole plant level, in spite of the clear benefits of this mechanism for regulating water consumption in drylands [7,45]. It should be noticed that the differences in MAI were mainly associated with changes in the total amount of precipitation of the wettest quarter of the year ( $P_{WET}$ ), which was also reflected in the positive relationships found between  $P_{WET}$  and LA, and between  $P_{WET}$  and LMA (Figure 8). By contrast, the correlations found between the precipitation of the driest quarter of the year ( $P_{DRY}$ ) and these morphological traits were marginal or even non-significant (Figure 8). These results pointed out the paramount importance of  $P_{WET}$  in establishing the within-species variation in LA and LMA in the studied populations of *Q. suber*. The relevance of  $P_{WET}$  in the functional performance of plants in Mediterranean-type climates was already stated by Corcuera et al. [46] when analyzing the causes of the decline of *Q. ilex* observed in the Iberian Peninsula during 1994. These authors suggested that the lack of precipitation during the wettest part of the year (i.e., winter) could act as a predisposing factor for this phenomenon, because  $P_{WET}$  might also reduce the impact of summer droughts through a higher water storage content in the soil [47].



**Figure 8.** Relationships between leaf mass per area (LMA), leaf area (LA), precipitation of driest quarter ( $P_{DRY}$ ) and precipitation of wettest quarter ( $P_{WET}$ ) for the 16 *Quercus suber* populations (\*  $p < 0.05$ ; \*\*\*  $p < 0.001$ ; n.s. means not significant).  $P_{DRY}$  is the precipitation of April, May and June while  $P_{WET}$  corresponds to the precipitation of October, November and December.

Two water scarcity periods were consecutively imposed in order to evaluate whether the within-species variability found in morphological traits (i.e., LA and LMA) and in the populations’

native climates (i.e., MAI) of the 16 studied populations of *Q. suber* could induce a differential response in terms of the parameters derived from  $P$ - $V$  relationships and proline concentration. At the end of these water stress periods, stressed seedlings reached a mean predawn water potential of  $-3.3$  MPa (Figure 2). This value can be considered as an indicator of moderate water stress, as it is far away from the critical threshold for non-recoverable hydraulic failure (i.e., the loss of 88% of the stem hydraulic conductivity [48]) for this species (ca.  $-7$  MPa according to Pinto et al. [49] and ca.  $-6$  MPa according to Tyree and Cochard [50]). In any case, this moderate water stress is enough to severely restrict net  $\text{CO}_2$  assimilation in *Q. suber* due to stomatal closure [4,51]. Under this situation, all populations of *Q. suber* studied here showed a clear response to water stress, irrespective of the differences found in the native climates and their morphological traits. Overall, under moderate water stress, we reported an increase in proline concentration,  $\pi_o$ ,  $\Psi_{\text{TLP}}$ ,  $\varepsilon$  and a decrease in  $\text{RWC}_{\text{TLP}}$  (Figure 5). However, the magnitude of this change ( $\Delta$ ) differed substantially among the populations, which evidenced two contrasting strategies to cope with water stress.

On the one hand, populations from more xeric habitats (Ker, JCH and HJ) with the highest LMA and lowest LA (Figure 3) showed the largest increase in  $\varepsilon$  ( $\Delta\varepsilon$ ) in response to drought, together with a limited decrease in  $\text{RWC}_{\text{TLP}}$  ( $\Delta\text{RWC}_{\text{TLP}}$ ) (Figure 6). An elastic adjustment through an increased  $\varepsilon$  is an important physiological mechanism for plant adaptation to dry climates [28], because it could prevent excessive water loss [26] and increase water potential gradients from the leaf to the soil, thus, helping to increase water uptake [27]. This phenomenon has been previously reported in other sclerophyllous species from Mediterranean-type climates, such *Laurus nobilis* L., *Ceratonia siliqua* L. [52] or *Arbutus unedo* L. [53], although the underlying mechanisms need to be elucidated [53].

On the other hand, some populations from locations with intermediate values of aridity, LMA and LA (Frn and MS; Figure 3) displayed the sharpest increase in the concentration of proline ( $\Delta\text{Pro}$ ), with a concomitant increase in the osmotic potential at full turgor ( $\Delta\pi_o$ ) (Figures 6 and 7). It has long been recognized that osmotic adjustment is considered one of the main physiological adaptations of plants to withstand water scarcity (see Turner [54] and references therein). Thus, osmotic adjustment allows leaves to reach lower water potential than the soil while maintaining positive turgor pressure by accumulating solutes (e.g., proline) into the plant cells under drought stress [54–56]. Previous studies have evidenced an increase in free proline in response to water deficit in other tree species, such as *Pinus halepensis* Mill. [57], *Populus cathayana* Rehder [58], *Pinus pinaster* Ait. [19] or *Pinus sylvestris* L. [20]. Besides its role as an osmolyte, free proline has also an important protective function, because it can stabilize proteins and membranes acting as scavenger for ROS generated in cells [54] when photosynthetic activity is severely restricted under water stress conditions. The strong osmotic adjustment observed in Frn and MS populations was accompanied by a high degree of change in  $\Psi_{\text{TLP}}$  (Figure 6), which is in line with the results obtained by Bartlett et al. [26]. These authors concluded that variation in  $\Psi_{\text{TLP}}$  within and across species was due to increases in  $\pi_o$ , both being parameters considered good predictors of plant drought tolerance.

Therefore, given these results, two different strategies seem to drive the within-species variation of the studied set of *Q. suber* populations in response to water scarcity. Thus, the populations from more xeric habitats (Ker, JCH and HJ) tended to maximize the elastic adjustment as a way for improving their tolerance to water stress (Figure 7). This performance matched with a water saver strategy; these populations tended to reduce water lost by high sensitivity to slight decreases in tissue water content or water potential [7]. By contrast, some other populations (Frn and MS) showed the maximum values of osmotic adjustment under drought conditions, which was reached through the accumulation of free proline (Figure 7). Hence, these populations living in locations with intermediate values of aridity followed a water spender strategy; they tended to maintain water absorption in order to keep photosynthetic activity under moderate water stress conditions.

## 5. Conclusions

The populations of cork oak (*Q. suber*) located at the southeastern distribution limit of the species showed a plastic response to drought, although with a high degree of within-species variation. Specifically, we have found a trade-off between osmotic and elastic adjustment, where the latter was enhanced in the populations from more xeric habitats. These results agree with the findings of Niinemets [27], who concluded that elastic adjustment may be more important than osmotic adjustment for plant adaptation to water scarcity. This better performance under drought stress is coherent with the reduced LA and increased LMA displayed by the populations from more xeric habitats, which can be interpreted as anatomical adaptations to drought [14–18]. Genetic variability among *Q. suber* populations could explain these anatomical and functional adaptations for coping with water scarcity, because plants were grown in a common garden under the same environmental conditions. Therefore, the populations of *Q. suber* from more xeric habitats can be considered the most drought-adapted ecotypes and, consequently, the most appropriate for reforestation programs under an eventually increase in aridity.

**Supplementary Materials:** The following are available online at <http://www.mdpi.com/1999-4907/11/12/1344/s1>, Table S1: i/ complete dataset of all anatomical and functional parameters showed in this study, ii/ abbreviations used for these parameters, iii/ additional information about the stands of *Quercus suber* (tree density, diameter at breast height, maquis and other tree species), and iv/ references of the additional information.

**Author Contributions:** H.G., Y.A. and N.A., conceived and designed the experiments; H.G., A.B.M., N.A. and Y.A. performed the experiments; H.G., D.S.-K., D.A.-F., J.P.F., J.J.P.-P. and E.G.-P. analyzed the data; H.G., D.S.-K., R.E. and J.J.P.-P. wrote the initial draft. All authors contributed to the discussion of the results and to the writing of the final version of the manuscript. All authors have read and agreed to the published version of the manuscript.

**Funding:** This research was funded by Ministerio de Ciencia e Innovación grant number PID2019-106701RR-I00/AEI/10.13039/501100011033 and by Gobierno de Aragón H09\_20R research group. Work of D.A.-F. is supported by an FPI-INIA contract BES-2017-081208.

**Acknowledgments:** The technical support of Institut National de Recherche en Génie Rural Eaux et Forêts for prospection and seed collection is gratefully acknowledged. We also extend many thanks to Ridha KRIFI and Mohamed Ali ZARROUK for useful help in site prospecting.

**Conflicts of Interest:** The authors declare no conflict of interest. The funders had no role in the design of the study; in the collection, analyses, or interpretation of data; in the writing of the manuscript; or in the decision to publish the results.

## References

1. Walter, H. *Vegetation of the Earth and Ecological Systems of the Geo-Biosphere*, 3rd ed.; Springer: Berlin/Heidelberg, Germany, 1985.
2. Lionello, P.; Malanotte-Rizzoli, P.; Boscolo, R.; Alpert, P.; Artale, V.; Li, L.; Luterbacher, J.; May, W.; Trigo, R.; Tsimplis, M.; et al. The Mediterranean climate: An overview of the main characteristics and issues. In *Mediterranean Climate Variability*; Lionello, P., Malanotte-Rizzoli, P., Boscolo, R., Eds.; Elsevier: Amsterdam, The Netherlands, 2006; pp. 1–26. ISBN 978-0-444-52170-5.
3. Gil-Pelegrín, E.; Saz, M.A.; Cuadrat, J.M.; Peguero-Pina, J.J.; Sancho-Knapik, D. Oaks under Mediterranean-type climates: Functional response to summer aridity. In *Oaks Physiological Ecology. Exploring the Functional Diversity of Genus quercus L.*; Gil-Pelegrín, E., Peguero-Pina, J.J., Sancho-Knapik, D., Eds.; Springer International Publishing: Berlin/Heidelberg, Germany, 2017; pp. 137–193. ISBN 978-3-319-69099-5.
4. Mediavilla, S.; Escudero, A. Stomatal responses to drought at a Mediterranean site: A comparative study of co-occurring woody species differing in leaf longevity. *Tree Physiol.* **2003**, *23*, 987–996. [[CrossRef](#)]
5. Nardini, A.; Lo Gullo, M.A.; Trifilò, P.; Salleo, S. The challenge of the Mediterranean climate to plant hydraulics: Responses and adaptations. *Environ. Exp. Bot.* **2014**, *103*, 68–79. [[CrossRef](#)]
6. Niinemets, Ü.; Keenan, T. Photosynthetic responses to stress in Mediterranean evergreens: Mechanisms and models. *Environ. Exp. Bot.* **2014**, *103*, 24–41. [[CrossRef](#)]
7. Peguero-Pina, J.J.; Vilagrosa, A.; Alonso-Forn, D.; Ferrio, J.P.; Sancho-Knapik, D.; Gil-Pelegrín, E. Living in Drylands: Functional Adaptations of Trees and Shrubs to Cope with High Temperatures and Water Scarcity. *Forests* **2020**, *11*, 1028. [[CrossRef](#)]

8. Mooney, H.A.; Dunn, E.L. Convergent Evolution of Mediterranean-Climate Evergreen Sclerophyll Shrubs. *Evolution* **1970**, *24*, 292–303. [[CrossRef](#)] [[PubMed](#)]
9. McDonald, P.G.; Fonseca, C.R.; Overton, J.M.; Westoby, M. Leaf-size divergence along rainfall and soil-nutrient gradients: Is the method of size reduction common among clades? *Funct. Ecol.* **2003**, *17*, 50–57. [[CrossRef](#)]
10. Ackerly, D.D. Adaptation, niche conservatism, and convergence: Comparative studies of leaf evolution in the California chaparral. *Am. Nat.* **2004**, *163*, 654–671. [[CrossRef](#)]
11. Baldocchi, D.D.; Xu, L. What limits evaporation from Mediterranean oak woodlands—The supply of moisture in the soil, physiological control by plants or the demand by the atmosphere? *Adv. Water Resour.* **2007**, *30*, 2113–2122. [[CrossRef](#)]
12. Alonso-Forn, D.; Sancho-Knapik, D.; Ferrio, J.P.; Peguero-Pina, J.J.; Bueno, A.; Onoda, Y.; Cavender-Bares, J.; Niinemets, Ü.; Jansen, S.; Riederer, M.; et al. Revisiting the Functional Basis of Sclerophylly within the Leaf Economics Spectrum of Oaks: Different Roads to Rome. *Curr. For. Rep.* **2020**. [[CrossRef](#)]
13. Bethoux, J.P.; Gentili, B.; Morin, P.; Nicolas, E.; Pierre, C.; Ruiz-Pino, D. The Mediterranean Sea: A miniature ocean for climatic and environmental studies and a key for climatic functioning of the North Atlantic. *Prog. Oceanogr.* **1999**, *44*, 131–146. [[CrossRef](#)]
14. Castro-Diez, P.; Villar-Salvador, P.; Pérez-Rontomé, C.; Maestro-Martínez, M.; Montserrat-Martí, G. Leaf morphology and leaf chemical composition in three *Quercus* (*Fagaceae*) species along a rainfall gradient in NE Spain. *Trees* **1997**, *11*, 127–134. [[CrossRef](#)]
15. Bussotti, F.; Bettini, D.; Grossoni, P.; Mansuino, S.; Nibbi, R.; Soda, C.; Tani, C. Structural and functional traits of *Quercus ilex* in response to water availability. *Environ. Exp. Bot.* **2002**, *47*, 11–23. [[CrossRef](#)]
16. Ogaya, R.; Peñuelas, J. Leaf mass per area ratio in *Quercus ilex* leaves under a wide range of climatic conditions. The importance of low temperatures. *Acta Oecol.* **2007**, *31*, 168–173. [[CrossRef](#)]
17. Niinemets, Ü. Is there a species spectrum within the world-wide leaf economics spectrum? Major variations in leaf functional traits in the Mediterranean sclerophyll *Quercus ilex*. *New Phytol.* **2015**, *205*, 79–96. [[CrossRef](#)] [[PubMed](#)]
18. Peguero-Pina, J.J.; Sancho-Knapik, D.; Barrón, E.; Camarero, J.J.; Vilagrosa, A.; Gil-Pelegrín, E. Morphological and physiological divergences within *Quercus ilex* support the existence of different ecotypes depending on climatic dryness. *Ann. Bot.* **2014**, *114*, 301–313. [[CrossRef](#)]
19. Corcuera, L.; Gil-Pelegrín, E.; Notivol, E. Aridity promotes differences in proline and phytohormone levels in *Pinus pinaster* populations from contrasting environments. *Trees* **2012**, *26*, 799–808. [[CrossRef](#)]
20. Sancho-Knapik, D.; Sanz, M.A.; Peguero-Pina, J.J.; Niinemets, Ü.; Gil-Pelegrín, E. Changes of secondary metabolites in *Pinus sylvestris* L. needles under increasing soil water deficit. *Ann. For. Sci.* **2017**, *74*, 24. [[CrossRef](#)]
21. Verbruggen, N.; Hermans, C. Proline accumulation in plants: A review. *Amino Acids* **2008**, *35*, 753–759. [[CrossRef](#)]
22. Szabados, L.; Saviouré, A. Proline: A multifunctional amino acid. *Trends Plant Sci.* **2010**, *15*, 89–97. [[CrossRef](#)]
23. Xiao, X.; Xu, X.; Yang, F. Adaptive responses to progressive drought stress in two *Populus cathayana* populations. *Silva Fenn.* **2008**, *42*, 705–719. [[CrossRef](#)]
24. Vilagrosa, A.; Morales, F.; Abadía, A.; Bellot, J.; Cochard, H.; Gil-Pelegrín, E. Are symplast tolerance to intense drought conditions and xylem vulnerability to cavitation coordinated? An integrated analysis of photosynthetic, hydraulic and leaf level processes in two Mediterranean drought-resistant species. *Environ. Exp. Bot.* **2010**, *69*, 233–242. [[CrossRef](#)]
25. Bartlett, M.K.; Scoffoni, C.; Ardy, R.; Zhang, Y.; Sun, S.; Cao, K.; Sack, L. Rapid determination of comparative drought tolerance traits: Using an osmometer to predict turgor loss point. *Methods Ecol. Evol.* **2012**, *3*, 880–888. [[CrossRef](#)]
26. Bartlett, M.K.; Scoffoni, C.; Sack, L. The determinants of leaf turgor loss point and prediction of drought tolerance of species and biomes: A global meta-analysis. *Ecol. Lett.* **2012**, *15*, 393–405. [[CrossRef](#)] [[PubMed](#)]
27. Niinemets, U. Global-scale climatic controls of leaf dry mass per area, density, and thickness in trees and shrubs. *Ecology* **2001**, *82*, 453–469. [[CrossRef](#)]
28. Corcuera, L.; Camarero, J.J.; Gil-Pelegrín, E. Functional groups in *Quercus* species derived from the analysis of pressure–volume curves. *Trees* **2002**, *16*, 465–472. [[CrossRef](#)]
29. Singh, S.P.; Zobel, D.B.; Garkoti, S.C.; Tewari, A.; Negi, C.M.S. Patterns in water relations of central Himalayan trees. *Trop. Ecol.* **2006**, *47*, 159–182.

30. Lindner, M.; Maroschek, M.; Netherer, S.; Kremer, A.; Barbati, A.; García-Gonzalo, J.; Seidl, R.; Delzon, S.; Corona, P.; Kolström, M.; et al. Climate change impacts, adaptive capacity, and vulnerability of European forest ecosystems. *For. Ecol. Manag.* **2010**, *259*, 698–709. [[CrossRef](#)]
31. Iglesias, A.; Garrote, L.; Flores, F.; Moneo, M. Challenges to manage the risk of water scarcity and climate change in the Mediterranean. *Water Resour. Manag.* **2007**, *21*, 775–788. [[CrossRef](#)]
32. García-Mozo, H.; Mestre, A.; Galán, C. Phenological trends in southern Spain: A response to climate change. *Agric. For. Meteorol.* **2010**, *150*, 575–580. [[CrossRef](#)]
33. Rodríguez-Calcerrada, J.; Sancho-Knapik, D.; Martin-StPaul, N.K.; Limousin, J.M.; McDowell, N.G.; Gil-Pelegrián, E. Drought-Induced Oak Decline—Factors Involved, Physiological Dysfunctions, and Potential Attenuation by Forestry Practices. In *Oaks Physiological Ecology. Exploring the Functional Diversity of Genus quercus L.*; Gil-Pelegrián, E., Peguero-Pina, J.J., Sancho-Knapik, D., Eds.; Springer International Publishing: Berlin/Heidelberg, Germany, 2017; pp. 419–451. ISBN 978-3-319-69099-5.
34. Sancho-Knapik, D.; Peguero-Pina, J.J.; Cremer, E.; Camarero, J.J.; Fernández-Cancio, Á.; Ibarra, N.; Konnert, M.; Gil-Pelegrián, E. Genetic and environmental characterization of *Abies alba* Mill. populations at its western rear edge. *Pirineos* **2014**, *169*, e007. [[CrossRef](#)]
35. Gil-Pelegrián, E.; Peguero-Pina, J.J.; Sancho-Knapik, D. Oaks and People: A Long Journey Together. In *Oaks Physiological Ecology. Exploring the Functional Diversity of Genus quercus L.*; Gil-Pelegrián, E., Peguero-Pina, J.J., Sancho-Knapik, D., Eds.; Springer International Publishing: Berlin/Heidelberg, Germany, 2017; pp. 1–11. ISBN 978-3-319-69099-5.
36. Caudullo, G.; Welk, E.; San-Miguel-Ayanz, J. Chorological maps for the main European woody species. *Data Brief* **2017**, *12*, 662–666. [[CrossRef](#)] [[PubMed](#)]
37. Aitken, S.N.; Bemmels, J.B. Time to get moving: Assisted gene flow of forest trees. *Evol. Appl.* **2016**, *9*, 271–290. [[CrossRef](#)] [[PubMed](#)]
38. Fick, S.E.; Hijmans, R.J. WorldClim 2: New 1-km spatial resolution climate surfaces for global land areas. *Int. J. Climatol.* **2017**, *37*, 4302–4315. [[CrossRef](#)]
39. Soto, A.; Lorenzo, Z.R.; Gil, L. Differences in fine-scale genetic structure and dispersal in *Quercus ilex* L. and *Q. suber* L.: Consequences for regeneration of Mediterranean open woods. *Heredity* **2007**, *99*, 601–607. [[CrossRef](#)]
40. Mosmann, V.; Castro, A.; Fraile, R.; Dessens, J.; Sánchez, J.L. Detection of statistically significant trends in the summer precipitation of mainland Spain. *Atmos. Res.* **2004**, *70*, 43–53. [[CrossRef](#)]
41. Vilagrosa, A.; Bellot, J.; Vallejo, V.R.; Gil-Pelegrián, E. Cavitation, stomatal conductance, and leaf dieback in seedlings of two co-occurring Mediterranean shrubs during an intense drought. *J. Exp. Bot.* **2003**, *54*, 2015–2024. [[CrossRef](#)]
42. Bates, S.L.; Waldre, R.P.; Teare, I.D. Rapid determination of free proline for water-stress studies. *Plant Soil* **1973**, *39*, 205–207. [[CrossRef](#)]
43. Wright, I.J.; Reich, P.B.; Westoby, M.; Ackerly, D.D.; Baruch, Z.; Bongers, F.; Cavender-Bares, J.; Chapin, T.; Cornelissen, J.H.C.; Diemer, M.; et al. The world-wide leaf economics spectrum. *Nature* **2004**, *428*, 821–827. [[CrossRef](#)]
44. Niinemets, Ü.; Wright, I.J.; Evans, J.R. Leaf mesophyll diffusion conductance in 35 Australian sclerophylls covering a broad range of foliage structural and physiological variation. *J. Exp. Bot.* **2009**, *60*, 2433–2449. [[CrossRef](#)]
45. Peguero-Pina, J.J.; Sisó, S.; Sancho-Knapik, D.; Díaz-Espejo, A.; Flexas, J.; Galmés, J.; Gil-Pelegrián, E. Leaf morphological and physiological adaptations of a deciduous oak (*Quercus faginea* Lam.) to the Mediterranean climate: A comparison with a closely related temperate species (*Quercus robur* L.). *Tree Physiol.* **2016**, *36*, 287–299. [[CrossRef](#)]
46. Corcuera, L.; Camarero, J.J.; Gil-Pelegrián, E. Effects of a severe drought on *Quercus ilex* radial growth and xylem anatomy. *Trees* **2004**, *18*, 83–92. [[CrossRef](#)]
47. Nabais, C.; Freitas, H.; Hagemeyer, J. Tree-rings to climate relationships of *Quercus ilex* L. in the NE-Portugal. *Dendrochronologia* **1998**, *16–17*, 37–44.
48. Urli, M.; Porté, A.J.; Cochard, H.; Guengant, Y.; Burlett, R.; Delzon, S. Xylem embolism threshold for catastrophic hydraulic failure in angiosperm trees. *Tree Physiol.* **2013**, *33*, 672–683. [[CrossRef](#)]
49. Pinto, C.A.; David, J.S.; Cochard, H.; Caldeira, M.C.; Henriques, M.O.; Quilhó, T.; Paço, T.A.; Pereira, J.S.; David, T.S. Drought-induced embolism in current-year shoots of two Mediterranean evergreen oaks. *For. Ecol. Manag.* **2012**, *285*, 1–10. [[CrossRef](#)]

50. Tyree, M.T.; Cochard, H. Summer and winter embolism in oak: Impact on water relations. *Ann. For. Sci.* **1996**, *53*, 173–180. [[CrossRef](#)]
51. Peguero-Pina, J.J.; Sancho-Knapik, D.; Morales, F.; Flexas, J.; Gil-Pelegrín, E. Differential photosynthetic performance and photoprotection mechanisms of three Mediterranean evergreen oaks under severe drought stress. *Funct. Plant Biol.* **2009**, *36*, 453–462. [[CrossRef](#)] [[PubMed](#)]
52. Lo Gullo, M.A.; Salleo, S. Different strategies of drought resistance in three Mediterranean sclerophyllous trees growing in the same environmental conditions. *New Phytol.* **1988**, *108*, 267–276. [[CrossRef](#)]
53. Nadal, M.; Roig-Oliver, M.; Bota, J.; Flexas, J. Leaf age-dependent elastic adjustment and photosynthetic performance under drought stress in *Arbutus unedo* seedlings. *Flora* **2020**, *272*, 151662. [[CrossRef](#)]
54. Turner, N.C. Turgor maintenance by osmotic adjustment: 40 years of progress. *J. Exp. Bot.* **2018**, *69*, 3223–3233. [[CrossRef](#)]
55. Binks, O.; Meir, P.; Rowland, L.; da Costa, A.C.L.; Vasconcelos, S.S.; de Oliveira, A.A.R.; Ferreira, L.; Christoffersen, B.; Nardini, A.; Mencuccini, M. Plasticity in leaf-level water relations of tropical rainforest trees in response to experimental drought. *New Phytol.* **2016**, *211*, 477–488. [[CrossRef](#)]
56. Al-Yasi, H.; Attia, H.; Alamer, K.; Hassan, F.; Ali, E.; Elshazly, S.; Siddique, K.H.M.; Hessini, K. Impact of drought on growth, photosynthesis, osmotic adjustment, and cell wall elasticity in Damask rose. *Plant Physiol. Biochem.* **2020**, *150*, 133–139. [[CrossRef](#)] [[PubMed](#)]
57. Diamantoglou, S.; Rhizopoulou, S. Free proline accumulation in sapwood, bark and leaves of three evergreen sclerophylls and a comparison with an evergreen conifer. *J. Plant Physiol.* **1992**, *140*, 361–365. [[CrossRef](#)]
58. Xiao, X.; Yang, F.; Zhang, S.; Korpelainen, H.; Li, C. Physiological and proteomic responses of two contrasting *Populus cathayana* populations to drought stress. *Physiol. Plant.* **2009**, *136*, 150–168. [[CrossRef](#)] [[PubMed](#)]

**Publisher’s Note:** MDPI stays neutral with regard to jurisdictional claims in published maps and institutional affiliations.



© 2020 by the authors. Licensee MDPI, Basel, Switzerland. This article is an open access article distributed under the terms and conditions of the Creative Commons Attribution (CC BY) license (<http://creativecommons.org/licenses/by/4.0/>).